

Installation Specification Sheet

for Riese & Muller Packster Touring 60/80 Rear Carrier (2016 - 2020)

schleptastic.com | support@schleptastic.com

Tow Monster

by Schleptastic



← For Use with [this Video Guide](#)

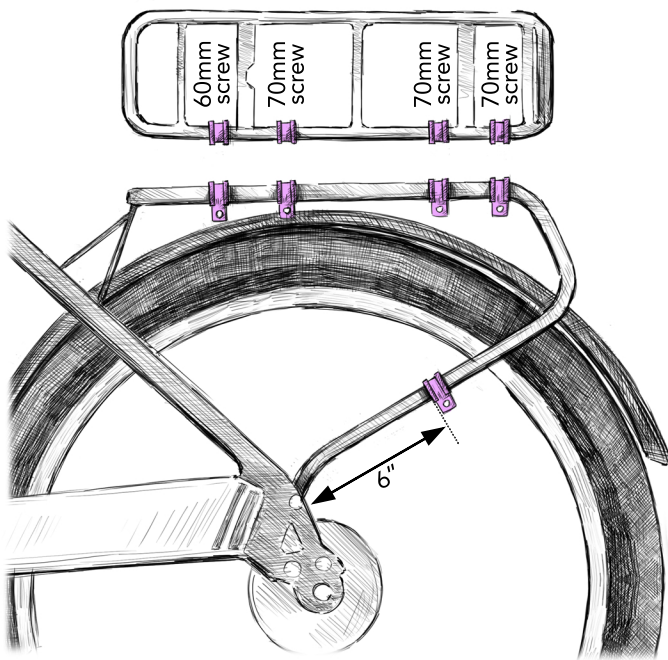
Tools & Materials (Not Included)

- 8mm Wrench, or Adjustable Wrench, or 8mm Deep Socket (Works Best if Available)
- 3mm Hex Keys / Allen Wrench
- Adjustable Pliers
- Electrical Tape (see video guide)
- Scissors (see video guide)

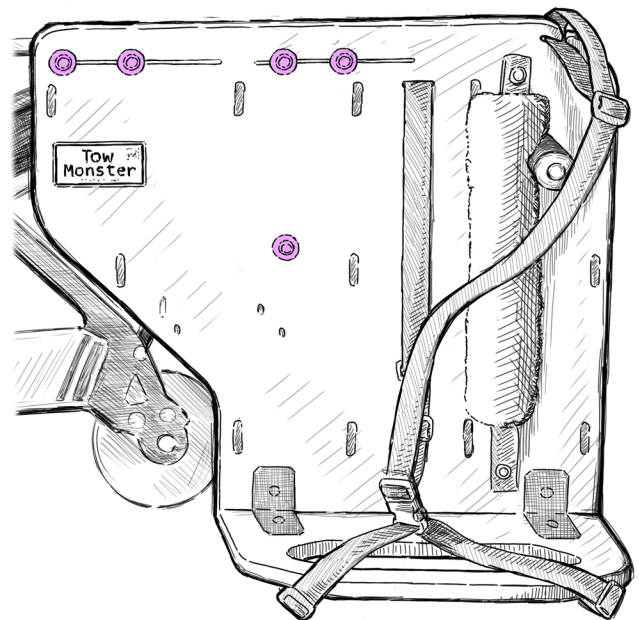
Mounting Hardware Parts List

- | | |
|-------------------------------|-------------------|
| 3 x Screw: M5 x 70mm | 9 x Large Washer |
| 1 x Screw: M5 x 60mm | 5 x Small Washer |
| 1 x Screw: M5 x 50mm | 5 x P-Clamp: 5/8" |
| 4 x Spacer: 16mm | 5 x Nut: M5 |
| 5 x Finish/Countersunk Washer | |

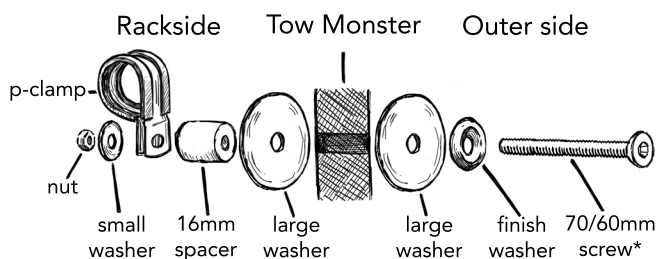
P-Clamp Positioning



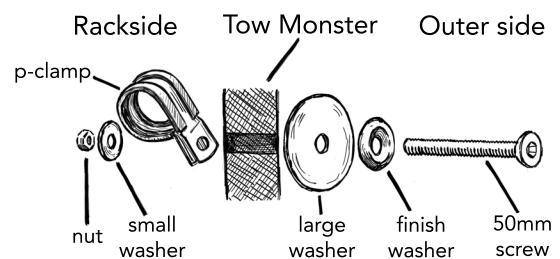
Tow Monster Screw Positioning



Top Screws Sequence



Bottom Screw Sequence



*Use the screw length as indicated above, in the "P-Clamp Positioning" illustration.