

Installation Specification Sheet

for Urban Arrow Essential Carrier Rear Rack 2023+

schleptastic.com | support@schleptastic.com

Tow Monster

by Schleptastic



← For Use with [this Video Guide](#)

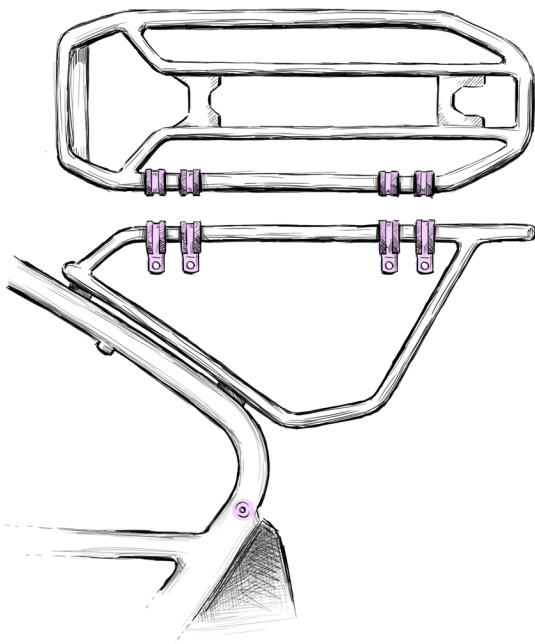
Tools & Materials (Not Included)

- 8mm Wrench, or Adjustable Wrench, or 8mm Deep Socket (Works Best if Available)
- 3mm & 4mm Hex Keys / Allen Wrenches
- Adjustable Pliers
- Electrical Tape (sometimes needed, see video guide)
- Scissors (sometimes needed, see video guide)

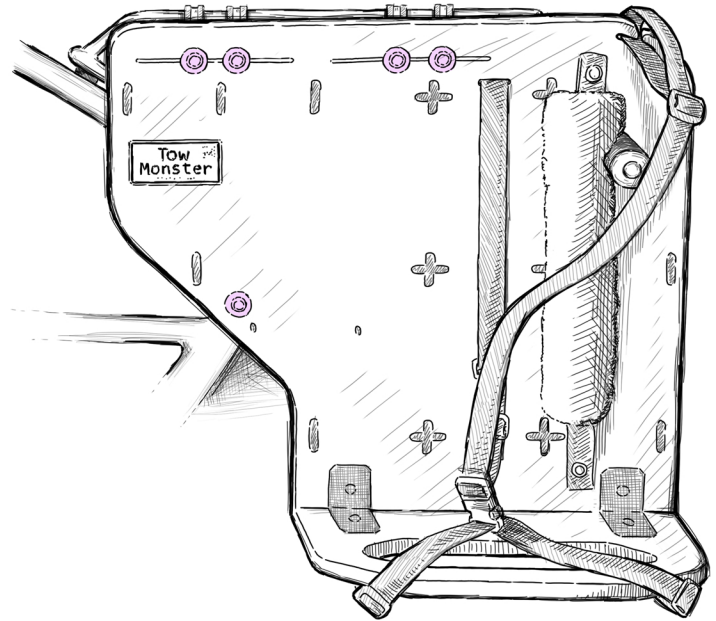
Mounting Hardware Parts List

- | | |
|-----------------------------------|----------------------|
| 4 x Screw: M5 x 45mm | 4 x Large Washer: M5 |
| 1 x Screw: M6 x 35mm | 2 x Large Washer: M6 |
| 4 x Finish/Countersunk Washer: M5 | 4 x P-Clamp 5/8" |
| 1 x Finish/Countersunk Washer: M6 | 4 x Nut: M5 |
| 4 x Small Washer | |

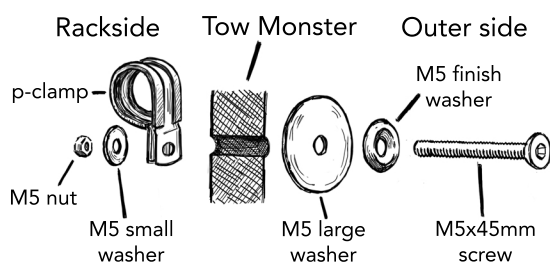
P-Clamp Positioning



Tow Monster Screw Positioning



Top Screws Sequence



Bottom Screw Sequence

